

MACK®

vocational

• Refuse

TerraPro

LOW ENTRY

6x4

LEU613

STANDARD POWERTRAIN SPECIFICATIONS

ENGINE: MACK MP7-325M

Peak Horsepower – 325HP at 1500-1900 RPM

Horsepower – 300 HP at 2100 Gov. RPM

Max. Torque – 1200 lb/ft at 1100-1300 RPM

V-MAC IV – Total Vehicle Electronics

Air Compressor – 636 (37.4 cfm)

Air Cleaner – 15" Single Element w/Snorkel Intake

Alternator, Delco 12V 100A (24SI)

Batteries, (3) Mack 12V 650/1950 CCA Treaded Stud Type

Coolant Protection, -34°F (-37°C)

Mack Coolant Conditioner

Diesel Particulate Filter – Vertical RH Side Back of Cab

Exhaust After Treatment System – Ceramic Non-Catalyzed

Engine Block Heater – 120V 1500W

Silicone Engine Hoses and Tubing

Fan Drive, Electronically Modulated Type

Flywheel Housing, Aluminum

Fuel-Water Separator - Mack

Silicone Radiator & Heater Hoses

Starter, 12V Gear Reduction

Electronic Starter Interlock

Tether Device

TRANSMISSION: ALLISON 4500-RDS-6

6-Speed Automatic, Ratios: 4.70 Low – 0.67 High

Includes: Direct Mount Oil Cooler, External Oil Cooler,

Internal Filter and Oil Level Sensor

Main Driveline: Meritor 17N HD w/Coated Splines

Interaxle Driveline: Meritor 17N HD w/Coated Splines

SPECIFICATIONS



Mack Trucks, Inc., Allentown, Pennsylvania

www.macktrucks.com

STANDARD POWERTRAIN SPECIFICATIONS (Continued)**REAR AXLE: MACK S462**

46,000 lb Capacity
Tires - 11R22.5 Duals
Carrier - Malleable CRDPC92/CRD93
Wheels - Steel Disc (8) 22.5 x 8.25 10-Hole Hub Piloted
Brakes: Meritor "S" Cam 16.5" x 7" Q-Plus w/o Dust Shields
Brake Drums Cast Outboard Mounted
Rear Wheel Seals
Raised Rear Brake Chambers
Shock Insulators
Slack Adjusters - Automatic
Suspension - SS462 Mack Multileaf 46,000 lb Capacity
Spring Brake Chambers - (4) 30/30 Double Diaphragm Type Mechanical Spring Release
Transverse Torque Rod (Rear Axle Only)
Trunnion Bushing


FRONT AXLE: MACK FXL20

20,000 lb. Capacity
Tires - 315/80R22.5
Wheels - Steel Disc (2) 22.5" x 9.0" 10-Hole Hub Piloted
Brakes: Meritor "S" Cam 16.5" x 6" Q-Plus w/o Dust Shields
Brake Drums Cast Outboard Mounted
Slack Adjusters - Automatic
Suspension - Mack Taperleaf 20,000 lb. Ground Load Rating
Static Load Cushions
Steering - M100P Plus Right Side Assist Cylinder

STANDARD CAB INTERIOR/EXTERIOR SPECIFICATIONS**CAB: LOW ENTRY LH DRIVE w/RH Operating Position**

Air Restriction Monitor, Graduated Lock Up Type (Air Cleaner Intake Mounted)
Ash Tray w/Hinged Cover
Cab Mounting, Four Point Fixed Type
Cab Tilt, Mounted on RH Fender Bracket
Cigar Lighter
Coat Hook
Dome Lights - 2 w/Self-contained Switch
Doors - RH Rear Opening Fold Up Door and LH Door w/Roll-up Window
Engine Shutoff - Key Type Control
Gauges - Dual Air Pressure, Voltmeter, Engine Coolant Temperature, Engine Oil Pressure, Fuel Level, Speedometer, Tachometer, Transmission Oil Temperature
Gear Shift w/Neutral-to-Range Inhibit
Grab Handles, Aluminum RH & LH Behind Door
Heater w/Integral Defroster
Horn - (1) Twin Trumpet Mounted Under Cab Single Tone w/Snow Shield
Identification and Clearance Lights (7)
Interior Trim - Silver Gray Vinyl
Keys, 2 - Keyed at Random
Low Pressure Indicator Light and Buzzer
Exterior Mirrors - LH and RH Motorized w/Heated Retractable Arms and Brackets

Front Fender Mounted Mud Flaps
Parking Brake Control w/Warning Light
AM/FM Stereo CD w/Weather Band
CB - 5-way Binding Post
Rear Window, Fixed
Driver Seat - Bostrom Talladega 910 Mid-Back Air Suspension w/Black Dupont Covering
Rider Seat - Mack Fold Up w/ Black Dupont Covering
Seat Belts - Orange, Lap and Shoulder for Driver/Lap for Fold Up Rider Seat
Side Markers - Lamps and Reflectors
Key Type Starter Switch
Steering Column, Fixed
Sun Visor, Interior Both Sides
Turn Signal Switch, Manual Cancelling
Ventilation - LH Door Vent
Windshield Protector
Windshield Washers - Wiper Mounted with 7qt Reservoir
Windshield Wipers - 2 Speed Electric Motor w/Intermittent Feature
Safety Tinted Windshield w/Non-Tinted Side and Rear Windows
Paint - Mack White (Cab), Mack Black (Chassis Runnign Gear)

**ADDITIONAL STANDARD SPECIFICATIONS****AIR/BRAKE:**

Air Lines Chassis - Extruded Nylon Tubing
Dual Air Brake System
Dual Air Dryer - SSTwin w/Coalescing Filter
Air Reservoirs - Steel
Bendix Anti-Lock Brake System
Automatic Drain Valve, Heated

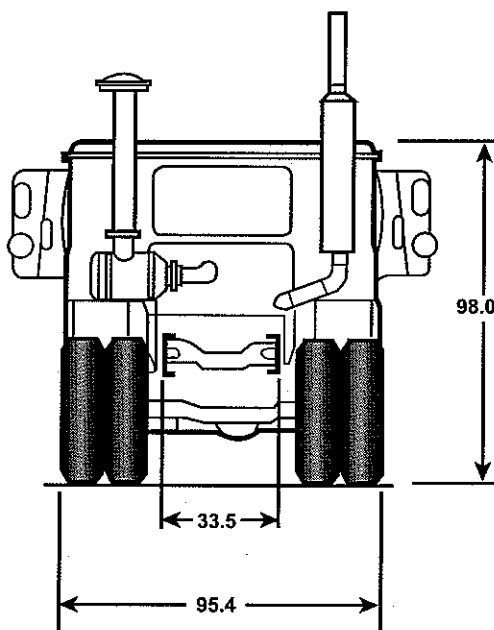
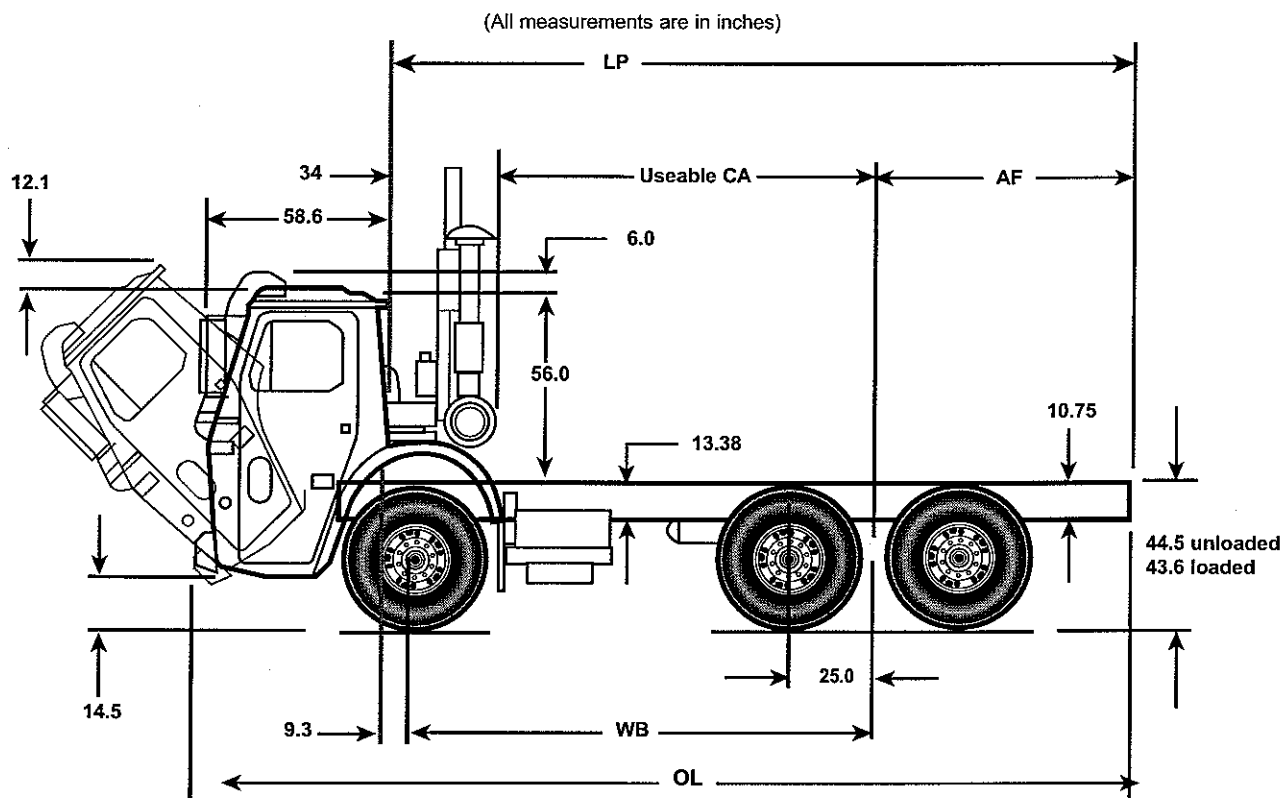
SPECIALITY EQUIPMENT:

Crankshaft Adapter, 1350 Series Flange
Hydraulic Pump Mtg. Provisions
Work Brake

ELECTRICAL:

12 Volt Electrical System
Backup Alarm - Preco Model 1059
Battery Box - Painted Steel w/Locking Tab
Battery Disconnect Switch, Mid. RH Side of Battery Box
Battery Switch Warning Light
Daytime Running Lights
Electric Circuit Protection Package
Waterproof Electrical Connections
Control Link
Headlights - (2) Single Round Halogen Lamps
Rear Lighting
Single Flasher, Kysor

STANDARD CHASSIS DIMENSIONS

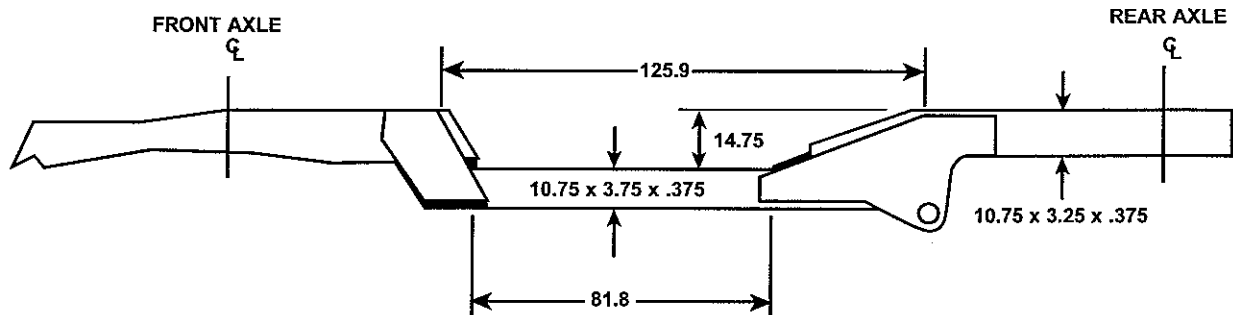


FRAME:

Frame Rails – 13.38" x 3.25" x .38" Steel
Section Modulus, 23.49 in.³
RBM (per rail) – 2,818,800 lb. in.
Bumper – Painted Steel Flush Mounted
Bumper to Back of Cab (BBC) – 59"
Crossmembers – 1/2" Plate Type Bolted Back of Cab Intermediate 1/8"
Below Rail
Front Tow Pin
Fuel Tank – 70 Gallon RH Stell 24" dia.
Fuel Lines, Arequip Fire Resistant
Filler Neck Screens

STANDARD WHEELBASE/LOAD PLATFORM:

Bogie Spacing– 50"
Wheelbase (WB) – 197"
Load Platform (LP) – 286"
Cab to Axle (CA) – 206"
Rear Axle to End of Frame (AF) – 80"

DROP FRAME


WB WHEELBASE	LP PLATFORM	USEABLE CA	AF
250	320	"Drop Frame"	61
173	286	152.3	104
186	286	165.3	91
197	286	176.3	80
210	286		67
246	322		67

AVAILABLE DRIVELINE COMPONENTS

TRANSMISSIONS		
MODEL	SPEEDS	RATIOS (LOW/HIGH)
ALLISON		
4500 RDS	5	4.70/0.76
4500 RDS	6	4.70/0.67

MP7—ENGINES	
MODEL	HORSEPOWER
MACK	
MP7-345C	345 HP [257 kW] @ 1500-1700 RPM 320 HP [239 kW] @ 1950
MP7-325M	325 HP [242 kW] @ 1500-1900 RPM 300 HP [224 kW] @ 2100

AXLES		
CAPACITY	MAKE	MODEL
FRONT AXLES		
20,000 lb. [9 072 kg]	MACK	FXL20
REAR AXLES		
38,000 lb. [17 237 kg]	MACK	S38R
46,000 lb. [20 866kg]	MACK	S462
	MERITOR	RT46-160
52,000 lb. [23 600kg]	MACK	S522



A SALES ENGINEERING PUBLICATION

The information in this brochure was accurate as known as of the date of the publication. Illustrations may not be representative of current product. Mack Trucks, Inc. reserves the right to make changes in specifications, equipment or design, or to discontinue models or options without notice at any time.



SIDE LOADER

CHASSIS SPECIFICATIONS SUMMARY

March 01, 2011

2012 MACK LEU613

REFUSE AUTO SIDE LOADER On/Off Hwy
STRAIGHT TRUCK WITHOUT TRAILER

Engine	MACK MP7-325M 325HP	Transmission	4500-RDS-6 Clutch
Front Axle	20,000# FXL20	Rear Axle	46,000# S462 Ratio 5.31
Suspension	20,000#	Suspension	46,000# SS462
Tires	Front: 425/65R22.5 Rear: 11R22.5	Wheels	22.5x12.25 STEEL DISC (10-HOLE) 22.5x8.25 STEEL DISC (10 HOLE)
Ratings	GVW: 66,000#	Fuel Tanks	LH: 80gal
Fifth Wheel		Sleeper	

PRICING SUMMARY

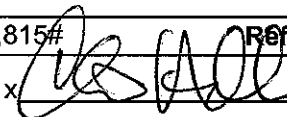
	<u>List Price</u>
CHASSIS BASE	\$198,449.00
Factory Options	\$8,340.00
Freight	\$1,850.00
Less Additional Factory Rebate	
Sales Allowances	
TOTAL FACTORY	\$208,639.00
Locally Installed Options	\$0.00
Bulldog Protection Plans	\$0.00
TOTAL FACTORY & LOCAL	\$208,639.00
Less Customer Discount from List	\$87,153.88
SELLING PRICE (Excluding Taxes/Fees/Trade)	\$121,485.12
Less Trade Allowances per New Vehicle	\$0.00
QUOTED PRICE OR TRADE DIFFERENCE	\$121,485.12
Model Year/Technology Surcharge	\$0.00
User Enter Total Fee	
Net FRET or Canadian GST Taxes	\$0.00
Tire Tax Credit (Municipal Only)	(\$235.12)
Sales/Usage Taxes	\$250.00
License/Title/Etc.	
Misc Fees not subject to FRET	
ACQUISITION COST (Include Trade if applies)	\$121,500.00
Less Down Payment	
BALANCE DUE Per Unit	\$121,500.00
PRICE (Total Order)	\$121,500.00
BALANCE DUE (Total Order)	\$121,500.00

Total Quantity: 1

Estimated Total Weight: 18,815#

Reference#: ACSJ053912A

X _____
Prepared For: Customer Signature Date
CITY OF TALLAHASSEE

X  _____
Presented By: Dealer Signature Date
Chris Adkison
MACK TRUCKS, INC.

Phone: --
Fax: --

Allentown, Pennsylvania 18105
(800) TNT-MACK



Prepared For:
CITY OF TALLAHASSEE

Presented By:
MACK TRUCKS, INC.
2100 MACK BOULEVARD
Allentown, Pennsylvania 18105
(800) TNT-MACK

Page 1

Mar 1, 2011
2012 LEU613
Ref#: ACSJ053912A

Description

List Price

ORDER/CUSTOMER/VEHICLE INFORMATION

INITIAL REGISTRATION LOCATION, UNITED STATES, FLORIDA

IDLE EMISSION CERTIFICATION, IDLE EMISSION CERTIFICATION - CARB 08

TYPE OF SERVICE, MUNICIPAL

VEHICLE APPLICATION CLASS, HEAVY VOCATIONAL - Unlimited operation on concrete, asphalt, or maintained gravel/packed dirt with a maximum 3% grade; limited operation on unmaintained surfaces with maximum 5% grade; limited operation on concrete, asphalt, or maintained gravel/packed dirt with maximum 10% grade. (3 AXLES) 78,000 lbs (35,281 kg) MAX GVW. (4 AXLES) 80,000 lbs (36,288 kg) MAX GVW.

CARRIER APPLICATION, WITH CRD150-151, Unlimited miles on 3% grade maintained gravel/packed dirt or paved, Max 15% miles on 10% grade maintained gravel/packed dirt or paved, Max 10% miles on 5% unmaintained, maintained gravel, packed dirt, or paved. 90000# (41000 kg) MAX GCW. (Carrier Code USA-V1)

VEHICLE TYPE, STRAIGHT TRUCK WITHOUT TRAILER

VEHICLE USE AND BODY/TRAILER TYPE, REFUSE AUTO SIDE LOADER On/Off Hwy

PRICE BOOK LEVEL, 2012A PRICE BOOK LEVEL

PRODUCT TYPE, PRODUCT TYPE - OL64R

PRODUCT CLASS, PRODUCT CLASS 29

BACK OFFICE PROCESS, BACK OFFICE PROCESS

S/WHEELBASE/PLATFORM

CHASSIS (BASE MODEL), LEU603 6-WHEEL TRUCK

\$198,449.00

SPECIAL SALES PACKAGE, RIGHT HAND DRIVE OPTION

\$870.00

FRAME RAILS, 13.375" x 3.25" x .375" (340 x 83 x 10mm) STEEL Section Modulus 23.49 cu in/RBM
2,818,800 in lbs per rail.

WHEELBASE, 197" (5004 mm) WB 206" CA (5232 mm)

PLATFORM, 286" LP (7264 mm) 80" AF (2024 mm) USED WITH 197" WB

FRAME REINFORCEMENT - INSIDE, 1/4" STEEL INSIDE CHANNEL REINFORCEMENT

\$1,373.00

ENGINE/TRANSMISSION/CLUTCH

ENGINE, MACK MP7-325M 325 HP @1500-1900 RPM (PEAK) 1200 LB FT. MAX TORQUE @ 1100-1300 RPM

TRANSMISSION, 6 SPEED AUTOMATIC, ALLISON 4500-RDS-6 (4.70/0.67) RUGGED DUTY SERIES GEN 4 INCLUDES DIRECT MOUNT OIL COOLER, EXTERNAL OIL COOLER, INTERNAL FILTER, AND OIL LEVEL SENSOR

EXHAUST/EMISSIONS

DIESEL PARTICULATE FILTER, DIESEL PARTICULATE FILTER VERTICAL LH SIDE BACK OF CAB
W/SCR VERT RH SIDE BOC

EXHAUST AFTER-TREATMENT SYSTEM, EXHAUST AFTER-TREATMENT SYSTEM DIESEL PARTIC
FILTER CERAMIC ACTIVE REGEN

DPF REGENERATION CONTROL, AUTO IN MOTION, MAN. STATIONARY MAN. INHIBIT

DPF SMART SWITCH, LOCKING INHIBIT DPF REGENERATION SWITCH

EXHAUST, DPF, OUTBOARD, SINGLE (R/S) VERTICAL STRAIGHT EXHAUST STACK PLAIN END, SIDE
OUTLET DIFFUSER

Description	List Price
ENGINE EQUIPMENT	
PRE-CLEANER (DRY TYPE CLEANER)	
ALTERNATOR, DELCO 12V 160A (24SI)	\$97.00
BATTERIES, (3) MACK 12V 650/1950 CCA THREADED STUD TYPE TERMINALS TO -34 DEGREES F (-37 DEGREES C)	
MACK COOLANT CONDITIONER	
ENGINE BLOCK HEATER, 120V 1500 WATT ENGINE BLOCK HEATER	
FAN DRIVE, BEHR FAN AND ELECTRONIC MODULATING FAN DRIVE	
FLYWHEEL HOUSING, ALUMINUM	
FUEL-WATER SEPARATOR, MACK W/MANUAL DRAIN VALVE (INTEGRAL W/PRIMARY FUEL FILTER)	
HOSES - RADIATOR/HEATER, SILICONE W/SPRING LOADED CLAMPS FOR BOTH RADIATOR AND HEATER HOSE	\$28.00
STARTER, 12 VOLT GEAR REDUCTION STARTER	
ELECTRONIC STARTER INTERLOCK	
TETHER DEVICE, PLASTIC COATED CABLE, MOUNTED FRONT OF EACH BATTERY BOX LENGTH TO ALLOW COVER TO SET ON GROUND	
CLUTCH/TRANS EQUIPMENT/DRIVELINES	
SYNTHETIC LUBRICANT - TRANSMISSION, TRANSYND SYNTHETIC LUBE FOR ALLISON TRANS VOCATIONAL PACKAGE - ALLISON, ALLISON VOCATIONAL PKG. #105142 RUGGED DUTY SERIES (RDS)-REFUSE (AG) - ONE SELECTOR	
DRIVELINE - MAIN, SPICER 1810 HD W/COATED SPLINES	\$142.00
DRIVELINE - INTERAXLE, SPICER 1710 HD W/COATED SPLINES	
CAB (A thru G)	
AIR RESTRICTION MONITOR (INTAKE), GRADUATED LOCK UP (AIR CLEANER INTAKE MOUNTED)	
CAB, RH & LH SIT DOWN, RH DRIVE ONLY	
CAB LIFT/TILT, LOCATED IN STD LOCATION	
CERTIFIED WEIGHT	
W/DAYTIME RUNNING LIGHTS MANUAL SW W/ENG RUNNING	\$70.00
"LE" LH & RH ROLL-UP WINDOWS; FRT HINGE DOORS	
ENGINE SHUTOFF, KEY TYPE	
GAUGE, EXHAUST PYROMETER	\$79.00
GAUGES, ENGLISH DISPLAY	
GAUGE, ELECTRONIC SPEEDOMETER/ODOMETER PROXIMITY PICK-UP, AND MAGNETIC SENSOR	
GAUGE, TACHOMETER	
TRANSMISSION GAUGE AND TRANS. OIL HIGH TEMPERATURE LIGHT	
GEAR SHIFT, WITH NEUTRAL-TO-RANGE INHIBIT	
GLASS - CAB WINDOW, TINTED WINDSHIELD & DOOR GLASS	
GRILLE, STANDARD FINISH	
CAB (H thru R)	
HORN - AIR, (1) TWIN TRUMPET WITH DUAL LANYARD CONTROL (MOUNTED UNDER CAB)	
HORN - ELECTRIC, DUAL TONE (TWO HORNS)	\$7.00
CHASSIS KEYED AT RANDOM - 2 KEYS	
MIRRORS - CONVEX TYPE, BRIGHT FINISH, LH & RH 8.0" DIA. MOUNTED BELOW LOWER ARM OF	\$36.00

Description	List Price
WEST COAST MIRROR	
MIRRORS - PROXIMITY, RECT CONVEX ABOVE RH & LH DOOR	\$81.00
AM/FM STEREO CD W/WEATHERBAND	
RADIO ANTENNA, CH STYLE COWL MOUNTED ON LH SIDE	
RADIO SHUTOFF, AUTO SHUTOFF FOR RADIO ENTERTAINMENT SYSTEM WHEN VEHICLE IS ENGAGED IN REVERSE	\$79.00
REAR WINDOW (FIXED TYPE)	
CAB (\$ thru Z)	
SEAT - DRIVER, LH SEAT: FIXED-MACK (MID-BACK) W/BLACK DUPONT COVERING	
SEAT COVERING, ALL CLOTH, BLACK, DRIVER AND RIDER SEATS	
SEAT BELTS (ORANGE)/RETRACTORS, LAP AND SHOULDER FOR DRIVER AND RIDER SEAT	
DRIVER'S AND RIDER'S SEAT	
TURN SIGNAL SWITCH, MANUAL CANCELING SWITCH	
VENTILATION - CAB, FURNISH LH & RH DOOR VENTS	
WINDSHIELD PROTECTOR, OMIT	
WINDSHIELD WIPERS, SPRAGUE-2 SPD ELECTRIC MOTOR W/INTERMITTENT FEATURE	
FRAME EQUIPMENT/FUEL TANKS	
BUMPER - FRONT, PAINTED STEEL FLUSH MTD 59"/1488 mm BBC (CORP 94" x 15.5")	
CROSSMEMBERS, STEEL 1/2" PL BOLTED BOC & INTERMDT 1/8" BELOW RAIL, 1ST XMBR BOC RR 38.17" FROM AL LINE	
CROSSMEMBER (BEHIND REAR AXLE), 1/2" PLATE (ONE) BACK TO BACK	
FRAME RAIL CLEARANCE, RIGHT-HAND	
SKID PLATE UNDER RADIATOR	\$351.00
TOWING DEVICE - FRONT, TOW PIN	
TOWING DEVICE - REAR, HOOKS (FRAME MOUNTED)	\$37.00
FUEL TANK - LH, 80 GALLON (300 L) ALUMINUM, 26"x24" RECTANGULAR	\$1,414.00
FUEL TANK - RH, OMIT RH STANDARD	(\$432.00)
6.6 GALLON (25 L) 22" DIAMETER TANK LEFT SIDE MTD	
FUEL LINES, AEROQUIP FIRE RESISTANT	
FOR LH FUEL TANK INCLUDES SUMP	
RELOCATE FUEL TANK, LOCATE BEHIND LH FENDER - 5" BELOW TOP RAIL	
FRONT AXLE/EQUIPMENT/TIRES	
FRONT AXLES, 20000# (9072kg) MACK FXL20 WIDE PIVOT CENTER	
TIRES BRAND/TYPE - FRONT, GOODYEAR - TUBELESS RADIAL PLY, (2) 425/65R22.5 20 L G296MSA (ALL POSITION)	\$512.00
WHEELS - FRONT, STEEL DISC (10-HOLE)	
(2) 22.5x12.25 ACCURIDE 10-HOLE HUB PILOTED (11 1/4"/286mm BC)	\$396.00
HUBS - FRONT, FERROUS	
BRAKES - FRONT, BENDIX ES165-06D, 16.5" x 6" CAST SPIDER	
BRAKE DRUMS - FRONT, CAST OUTBOARD MOUNTED	
BRAKE LINING, BENDIX ES-1100/600 BRAKE LINING	
DUST SHIELDS - FRONT BRAKE, FURNISH	\$30.00
SHOCK ABSORBERS, FRONT	\$177.00

Description	List Price
SLACK ADJUSTERS - FRONT, GUNITE 2000 - AUTOMATIC	
SPRINGS - FRONT, MACK MULTILEAF 20000# (9072kg) GROUND LOAD RATING	\$53.00
STATIC LOAD CUSHIONS	
STEERING, M100P PLUS RIGHT SIDE ASSIST CYLINDER	
WHEEL LUGWRENCH (INCLUDES HANDLE)	\$81.00
REAR AXLE/EQUIPMENT/TIRES/RATIOS	
REAR AXLE/SUSPENSION, 46000# (20866kg) MACK S462 CAST DUCTILE IRON HOUSING, SS462	
MACK MULTILEAF (CAMELBACK) 46000#	
TIRES BRAND/TYPE - REAR, GOODYEAR - TUBELESS RADIAL PLY, (8) 11R22.5 16 H G287 MSA (ALL POS)	\$1,632.00
CARRIER/RATIO - REAR AXLE, CRDP150/151, 5.31 RATIO	
WHEELS - REAR, STEEL DISC (10 HOLE)	
(8) 22.5x8.25 (210 mm) ACCURIDE 10-HOLE HUB PILOTED (TWO HAND HOLE) - HEAVY DUTY	\$495.00
HUBS - REAR, FERROUS	
BRAKES - REAR, BENDIX ES165-07D, 16.5x7 CAST SPIDER	
BRAKE DRUMS - REAR, CAST OUTBOARD MOUNTED	
BRAKE LINING, BENDIX ES1100/800	
DUST SHIELDS - REAR BRAKE, FURNISH	\$55.00
OIL SEALS, STEMCO (VOYAGER)	
HIGH MOUNT REAR BRAKE CHAMBERS (REAR REAR AXLE ONLY)	
SHOCK INSULATORS, HEAVY DUTY URETHANE	
SLACK ADJUSTERS - REAR, GUNITE 2000 - AUTOMATIC	
SPRING BRAKE CHAMBERS - QUANTITY, (4) CHAMBERS	
SPRING BRAKE CHAMBERS - VENDOR, MGM MDL TR-T (TAMPER RESISTANT) RECLOCK INLET	\$28.00
PORTS TO 2 & 10 O'CLOCK	
SPRING BRAKE CHAMBERS, TYPE 30/30 REAR	
TRANSVERSE TORQUE ROD (REAR AXLE ONLY)	
BRONZE TRUNNION BUSHING	
AIR/BRAKE	
AIR LINES - BODYBUILDER, BODYBUILDER AIR LINES (SEVEN 1/4" AIR LINES FOR USE W/PNEUMATIC JOYSTICKS)	\$259.00
AIR CONTROL VALVES - VENDOR, BENDIX SWITCHES AND VALVES WHERE POSSIBLE	
AIR DRYER, MERITOR/WABCO HEATED AIR DRYER, 1800 W/COALESCING OIL FILTER	
AIR RESERVOIRS, STEEL	
ANTI-LOCK BRAKE SYSTEM, BENDIX ABS	
AUTOMATIC DRAIN VALVE, BENDIX (HEATED) (1) ON SUPPLY (WET) TANK	
MANUAL DRAIN VALVE LANYARD, CONTROL ON ALL TANKS WITH MANUAL DRAIN VALVES	\$38.00
ELECTRICAL	
BACK-UP ALARM, PRECO, MODEL 1059	
BATTERY BOX(ES), STEEL BASE	
BATTERY BOX COVERS, STEEL, LOCKABLE	\$42.00
BATTERY BOX - MOUNTING, SINGLE BOX 3 BATTERY MAX. PERP TO FRAME 11" FROM NTOF	
FLAMING RIVER BIG SWITCH WIRED ON POSITIVE SIDE	

Description	List Price
BATTERY SWITCH WARNING LIGHT, FURNISH ON OR NEAR BATTERY BOX (LIGHT ON IN RUN POSITION)	
COMPUTER AND 2-WAY RADIO DEDICATED CIRCUIT	
ELECTRIC CIRCUIT PROTECTION PACKAGE, 12 VOLT W/CIRCUIT BREAKERS (HEADLAMP CIRCUIT: SAE TYPE I; ALL OTHER CIRCUITS SAE TYPE II) NEGATIVE GROUND SYSTEM	
WATERPROOF ELECTRICAL CONNECTIONS SPRAYED W/PROTECTIVE COATING	
CONTROL LINK II REFUSE BODYBUILDER ELECTRICAL CONNECTION SYSTEM	
HEADLIGHTS, (2) SINGLE ROUND HALOGEN LAMPS	
REAR LIGHTING, BRAKE LIGHTS TO COME ON WHEN SPRING BRAKES ARE APPLIED AND KEY IN RUN POSITION	\$50.00
PROVISION FOR LOCAL INSTALLATION OF STROBE LIGHTS	\$31.00
PAINT	
PAINT - CAB EXTERIOR, SINGLE COLOR, MACK WHITE (HIGH GLOSS)	
PAINT - CAB, URETHANE CLEAR COAT	\$229.00
PAINT - CHASSIS RUNNING GEAR, MACK BLACK (URETHANE)	
PAINT - BUMPER, SAME AS CHASSIS RUNNING GEAR	
PAINT - FRONT SPOKE WHEELS, WITHOUT OPTIONAL SPOKE WHEEL PAINT	
WITHOUT OPTIONAL SPOKE WHEEL PAINT	
FRONT WHEELS PRE-FINISHED WHITE	
REAR WHEELS PRE-FINISHED WHITE	
PAINT PROCESS CODES	
SAME COLOR AS CHASSIS RUNNING GEAR (5ZB-A1X)	
CHASSIS RUNNING GEAR - STD COLOR (MACK BLACK) (6AB-Z1X)	
W/O PAINT FOR FUEL TANK (7HB-Z1X)	
W/O CUSTOM PAINT FOR HUB&DRUM/SPOKES (5YB-Z1X)	
W/O CUSTOM PAINTED FRONT/REAR RIM/WHEEL (6BB-Z1X)	
PTO/SPECIALTY/ADDITIONAL EQUIPMENT	
PTO - REAR ENGINE (REPTO), WITHOUT REAR ENGINE POWER TAKE OFF	
HYDRAULIC PUMP, FURNISH PUMP MTG PROVISIONS - INCLUDE WIRING, SWITCHES, AND INDICATORS AS REQUIRED	
W/O WORK BRAKE	
V-MAC IV PROGRAMMABLE PARAMETERS	
CRUISE CONTROL SETTINGS WITH ALLISON TRANS	
CRUISE CONTROL MAX SET SPEED (MPH) 65 mph	
CRUISE CONTROL MIN SET SPEED (MPH) 20 mph	
CRUISE CONTROL AUTORESUME W/CLUTCH Omit	
CRUISE'N BRAKE ENGAGEMENT DELAY (MPH) 0 mph	
DATAMAX SETTING FOR USE WITH INSTRUMENT CLUSTER DISPLAY (C0J002)	
ENGINE OVERSPEED COMPANY LIMIT (RPM) 2200 rpm	
FUELED ENGINE OVERSPEED COMPANY LIMIT (RPM)	
VEHICLE OVERSPEED COMPANY LIMIT (MPH) 75 mph	
FUELED VEHICLE OVERSPEED COMPANY LIMIT (MPH) 70 mph	
IDLE LOGGING DELAY (MIN) 2	

Description

List Price

PERIODIC TRIP TYPE Monthly Trip Summary

PERIODIC TRIP HOUR OF DAY Midnight

PERIODIC TRIP DAY OF WEEK 0 (disable)

PERIODIC TRIP DAY OF MONTH 1

EHT MAX ENGINE SET SPEED (RPM)

2100 rpm

EHT MIN ENGINE SET SPEED (RPM) 700 rpm

EHT VEHICLE SPEED RANGE LIMIT (MPH) 10 mph

EHT RAMP RATE (RPM/Sec)

EHT SINGLE SPEED CONTROL ACTIVATION Omit

EHT SINGLE SPEED CONTROL SET SPEED (RPM) 0000 rpm

EHT JUMP-TO-MIN SET SPEED Omit

ENGINE PROTECTION - OIL PRESSURE SHUTDOWN Furnish

ENGINE PROTECTION - COOLANT LEVEL SHUTDOWN Omit

ENGINE PROTECTION - COOLANT TEMP SHUTDOWN Furnish

ENGINE PROTECTION - ENGINE OIL TEMP SHUTDOWN Furnish

ENGINE PROTECTION TRANS OIL TEMP SHUTDOWN Furnish

GOVERNOR TYPE Min-Max Governor

ENGINE HIGH IDLE SPEED IN UPPER GEARS 0000

ENGINE LOW IDLE SET SPEED (RPM) 650 rpm

DRIVER LOW IDLE ADJUST FEATURE ACTIVATION Omit

SMART IDLE FEATURE ACTIVATION Omit

SMART IDLE ELEVATED IDLE RPM TIME (MINS) 10

IDLE COOLDOWN FEATURE ACTIVATION Omit

IDLE SHUTDOWN FEATURE ACTIVATION Omit

IDLE SHUTDOWN TIME (MINS) 10

IDLE SHUTDOWN WARNING TIME (SECS) 30

IDLE SHUTDOWN WARM-UP TEMPERATURE (DEG F) 100

IDLE SHUTDOWN WARM-UP TIMER (MINS) 5

IDLE S/D OVERRIDE W/EHT Omit

IDLE S/D OVERRIDE W/PTO Furnish

IDLE S/D OVERRIDE W/ENGINE LOAD Furnish

MAINTENANCE MONITOR FEATURE ACTIVATION Furnish

MAINTENANCE MONITOR OEM DEFAULT INTERVALS MP Vocational

MAINTENANCE DUE WARNING PERCENT 90

PTO 1 MAX ENGINE SET SPEED (RPM) 2100 rpm

PTO 1 MIN ENGINE SET SPEED (RPM) 600 rpm

PTO 1 VEHICLE SPEED RANGE LIMIT (MPH) 10 mph

PTO 1 RAMP RATE (RPM/Sec) 100

PTO 1 SINGLE SPEED CONTROL ACTIVATION Omit

PTO 1 SINGLE SPEED CONTROL SET SPEED (RPM) 1000 rpm

PTO 1 SINGLE SPEED CONTROL AUTOSET Omit

PTO 1 JUMP-TO-MIN SET SPEED Omit

Description

List Price

PTO 1 VEHICLE LIMITING SPEED (MPH)
PTO 2 MAX ENGINE SET SPEED (RPM) 2100 rpm
PTO 2 MIN ENGINE SET SPEED (RPM) 600 rpm
PTO 2 VEHICLE SPEED RANGE LIMIT (MPH) 10 mph
PTO 2 RAMP RATE (RPM/Sec) 100
PTO 2 SINGLE SPEED CONTROL ACTIVATION Omit
PTO 2 SINGLE SPEED CONTROL SET SPEED (RPM) 1000 rpm
PTO 2 SINGLE SPEED CONTROL AUTOSET Omit
PTO 2 JUMP-TO-MIN SET SPEED Omit
PTO 2 VEHICLE LIMITING SPEED (MPH)
SPEED SENSOR TAMPER DETECTION SYSTEM ACTIVATION Furnish
SPEED SENSOR TAMPER DETECTION TORQUE LIMIT (%) 50
CUSTOMER VEHICLE LIMITING SPEED (MPH) 65 mph
LGVLS FEATURE ACTIVATION Omit
LOWER GEAR VEHICLE LIMITING SPEED (MPH) 00 mph

DEALER INFORMATION

ENGINE WARRANTY, 2YR/250,000 MILES ENGINE WARRANTY US10
MANUALS, PEDIGREED PROTECTION PLAN TECH. SERVICE MANUAL PROVIDED
PILOT INSPECTION, WITHOUT PILOT INSPECTION
STANDARD SHIPPING INSTRUCTIONS

\$1,850.00