

# MAC<sup>®</sup>

vocational

- Refuse
- Pumper
- Mixer

## TerraPro

CABOVER

6x4

MRU613

### STANDARD POWERTRAIN SPECIFICATIONS

#### ENGINE: MACK MP7-325M

Peak Horsepower – 325HP at 1500-1900 RPM

Horsepower – 300 HP at 2100 Gov. RPM

Max. Torque – 1200 lb/ft at 1100-1300 RPM

V-MAC IV – Total Vehicle Electronics

Air Compressor – 636 (37.4 cfm)

Air Cleaner – 13" Single Element w/Snorkel Dry Type

Alternator – Delco 12V 100A (24SI)

Batteries, (3) Mack 12V 650/1950 CCA Treaded Stud Type

Coolant Protection, -34°F (-37°C)

Mack Coolant Conditioner

Diesel Particulate Filter – Vertical RH Side Back of Cab

Exhaust After Treatment System – Ceramic Non-Catalyzed

Engine Brake – Mack PowerLeash™

Silicone Engine Hoses and Tubing

Poly-V Fan Belt w/Automatic Tensioner

Fan Drive, Electronically Modulated Type

Flywheel Housing, Aluminum

Fuel Water Separator

Silicone Radiator & Heater Hoses

Starter, 12V Gear Reduction

Electronic Starter Interlock

#### TRANSMISSION: MACK TM308

8-Speed, Ratios: 17.77 Low – 0.71 High

PTO Side Gears (LH and RH)

Clutch – CL7981 15.5" Two-Plate w/Dampened  
Ceramic Coax

Main Driveline – Meritor 17N HD

Interaxle Driveline – Meritor 17N HD

SPECIFICATIONS



Mack Trucks, Inc., Allentown, Pennsylvania



[www.macktrucks.com](http://www.macktrucks.com)

**STANDARD POWERTRAIN SPECIFICATIONS (Continued)****REAR AXLE: MACK S38R**

38,000 lb Capacity  
Tires - 11R22.5  
Carrier - Malleable CRDPC92/CRD93  
Wheels - Steel Disc (8) 22.5" x 8.25" 10-Hole Hub Piloted  
Brakes - Meritor "S" Cam 16.5" x 7" Q-Plus w/o Dust Shields  
Brake Drums Cast Outboard Mounted  
Rear Wheel Seals  
Slack Adjusters - Automatic  
Suspension - SS38 Mack Multileaf 38,000 lb Capacity  
Spring Brake Chambers - (4) 30/30 Double Diaphragm Type/Mechanical Spring Release  
Trunnion Bushing


**FRONT AXLE: MACK FXL12**

12,000 lb. Capacity  
Tires - 11R22.5  
Wheels - Steel Disc (2) 22.5" x 8.25" 10-Hole Hub Piloted  
Brakes - Meritor "S" Cam 16.5" x 5" Q-Plus w/o Dust Shields  
Brake Drums Cast Outboard Mounted  
Slack Adjusters - Automatic  
Suspension - Mack Multileaf 12,000 lb. Ground Load Rating  
Steering - 392S Sheppard Integral Power Steering

**STANDARD CAB INTERIOR/EXTERIOR SPECIFICATIONS****CAB: CA531 LOW PROFILE COE**

Air Restriction Monitor, Graduated Lock Up Type (Air Cleaner Intake Mounted)  
Ash Tray w/Hinged Cover  
Cab Mounting, Four Point Fixed Type  
Cab Tilt, Pump Mounted on RH Fender Bracket  
Cigar Lighter  
Coat Hook  
Doors, Fiberglass - Sliding Type Side Windows, Screened Vent (LH), Peep Window (RH)  
Engine Shutoff - Key Type Control  
Front Fenders, Polyurethane  
Floor Mat, Rubber w/Closed Cell Vinyl Nitrile Backing  
Gauges - Dual Air Pressure, Voltmeter, Engine Coolant Temperature, Engine Oil Pressure, Fuel Level, Speedometer, Tachometer  
Grab Handles, Aluminum RH & LH Behind Door  
Heater w/Integral Defroster  
Horn - (1) Twin Trumpet Mounted Under Cab Single Tone w/Snow Shield  
Identification and Clearance Lights (7)  
TMC Recommended Instrument Panel (Painted Silver)  
Interior Trim - Slate Gray Vinyl  
Keys - (2) Keyed at Random  
Low Air Pressure Indicator Light and Buzzer  
Exterior Mirrors - RH & LH Bright Finish Mack Bulldog w/Stainless Steel Arms  
Mud Flaps - 12" Front Fender Mounted  
Overhead Storage

Parking Brake Control w/Warning Light  
AM/FM Stereo CD w/Weather Band  
CB - Powerleads in Overhead Console  
Rear Window, Fixed  
Driver Seat - Bostrom Talladega 905 Mid-Back Air Suspension  
Rider Seat - Mack Fixed Mid-Back Non-Suspension  
Vinyl Seat Covering  
Seat Belts - Lap and Shoulder w/Locking Seat Belt Retractors  
Side Markers - Lamps and Reflectors  
Key Type Starter Switch  
Steering Column, Fixed  
Steering Wheel - Two Spoke Urethane Grip  
Painted Spokes & Bulldog Horn Cap  
Interior Sun Visors Both Sides  
Turn Signal Switch, Manual Cancelling  
Windshield Corner Wind Deflector  
Safety Tinted Windshield, Side and Rear Windows  
Windshield Corner Wind Deflector  
Windshield Washers - Wiper Mounted with 7qt Reservoir  
Windshield Wipers - Electric Motor w/Intermittent Feature  
Paint - Mack White (Cab, Hood & Fenders), Mack Black (Chassis Running Gear)

**ADDITIONAL STANDARD SPECIFICATIONS****AIR/BRAKE:**

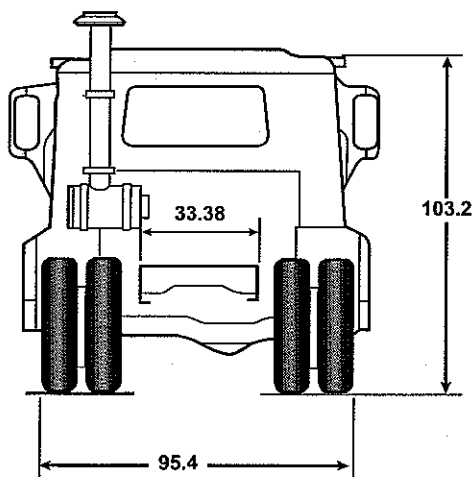
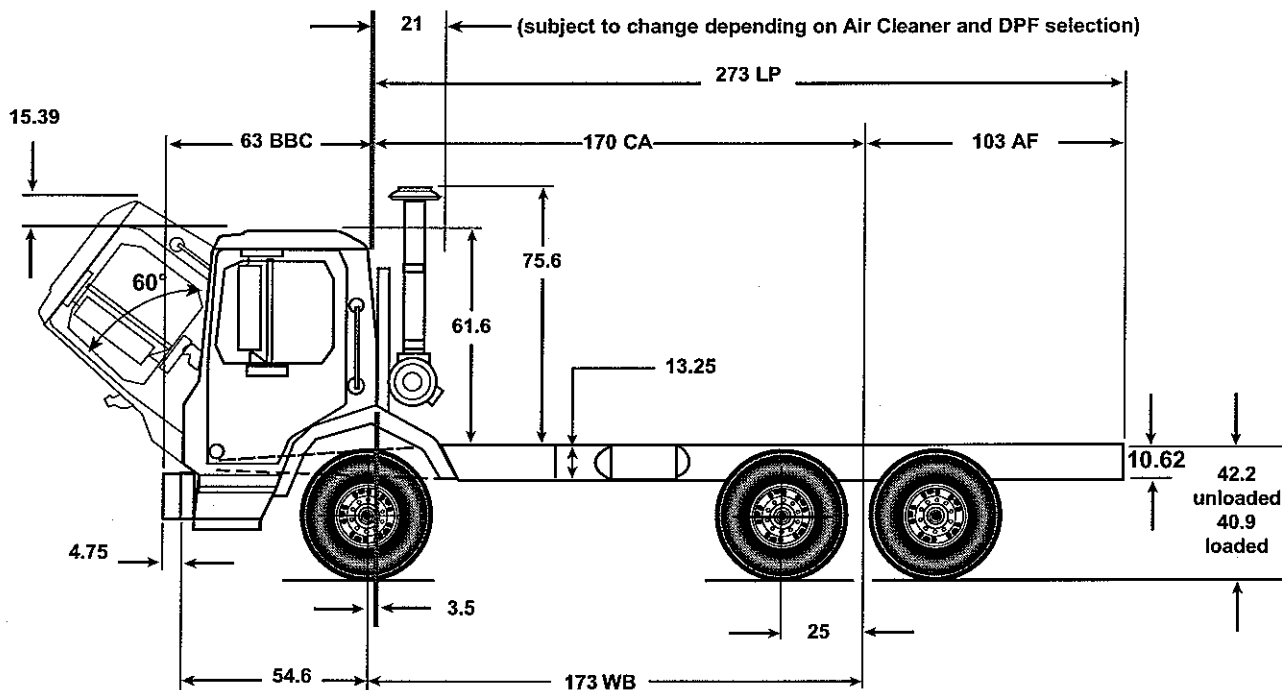
Dual Air Brake System  
Dual Air Dryer - SSTwin w/Coalescing Filter  
Air Reservoirs - Steel 5100 in.<sup>3</sup> Capacity  
Bendix Anti-Lock Brake System

**ELECTRICAL:**

12Volt Electrical System  
Battery Box & Covers - Painted Steel Cover  
Daytime Running Lights:  
Electric Circuit Protection Package  
Waterproof Electrical Connections  
Body Link II  
Headlights - (2) Single Round Halogen Lamps  
Rear Lighting  
Transistorized Turn Signal

## STANDARD CHASSIS DIMENSIONS

(All measurements are in inches)



### FRAME:

Frame Rails w/Liner – 13.25 x 3.25" x .3125" Steel  
Section Modulus, 26.06 in.<sup>3</sup>  
RBM (per rail) – 3,127,200 lb. in.  
Inside Channel Reinforcement  
Bumper – Extended Swept Back Steel Channel  
Bumper to Back of Cab (BBC) – 63"  
Crossmembers – 1/2" Plate Type Bolted BOC Intermediate  
1/8" Below Top of Rail  
Front Tow Pin  
Fuel Tanks – 70 Gallon RH Steel 24" dia.

### STANDARD WHEELBASE/LOAD PLATFORM:

Bogie Spacing – 50"  
Wheelbase (WB) – 173"  
Load Platform (LP) – 273"  
Cab to Axle (CA) – 170"  
Rear Axle to End of Frame (AF) – 103"

**AVAILABLE DRIVELINE COMPONENTS**

<b>TRANSMISSIONS</b>		
<b>MODEL</b>	<b>SPEEDS</b>	<b>RATIOS (LOW/HIGH)</b>
<b>MACK</b>		
TM308	8	17.77/0.71
TM308M	8	17.77/0.71
TM309	9	25.21/0.71
TM309M	9	25.21/0.71
T309	9	11.40/0.71
T309(LR)	9	13.93/0.71
T310	10	13.81/0.73
T310M	10	17.35/0.73
T310ME	10	17.35/0.73
<b>ALLISON</b>		
4500 RDS	5	4.70/0.76
4500 RDS	6	4.70/0.67
<b>ALLISON—FOR FIRE PUMPER SERVICE</b>		
4000 EVS	5	3.51/0.74
4500 EVS	5	4.70/0.67
4000 EVS	6	3.51/0.64
4500 EVS	6	4.70/0.67
<b>EATON FULLER</b>		
RTO-14908LL	10	14.56/0.74

<b>AXLES</b>		
<b>CAPACITY</b>	<b>MAKE</b>	<b>MODEL</b>
<b>FRONT AXLES</b>		
12,000 lb. [5 443 kg]	MACK	FXL12
14,600 lb. [6 600 kg]	MACK	FXL14.6
18,000 lb. [8 165 kg]	MACK	FXL18
20,000 lb. [9 072 kg]	MACK	FXL20
23,000 lb. [10 433 kg]	MACK	FXL23
<b>REAR AXLES</b>		
38,000 lb. [17 237 kg]	MACK	S38R/SB38
44,000 lb. [19 958 kg]	MACK	S440
46,000 lb. [20 886 kg]	MACK	S440-46/S462
	MERITOR	RT46-160
52,000 lb. [23 600 kg]	MACK	S522
58,000 lb. [26 309 kg]	MACK	S582

<b>MP7—ENGINES</b>	
<b>MODEL</b>	<b>HORSEPOWER</b>
<b>MACK</b>	
MP7-345C	345 HP [257 kW] @ 1500-1700 RPM 320 HP [239 kW] @ 1950
MP7-365C	365 HP [272 kW] @ 1500-1700 RPM 340 HP [254 kW] @ 1950
MP7-395C	395 HP [295 kW] @ 1500-1700 RPM 370 HP [276 kW] @ 1950
MP7-325M	325 HP [242 kW] @ 1500-1900 RPM 300 HP [224 kW] @ 2100
MP7-365M	365 HP [272 kW] @ 1500-1900 RPM 335 HP [250 kW] @ 2100
MP7-405M	405 HP [302 kW] @ 1500-1900 RPM 370 HP [276 kW] @ 2100

<b>MP8—ENGINES</b>	
<b>MODEL</b>	<b>HORSEPOWER</b>
<b>MACK</b>	
MP8-425M	425 HP [317 kW] @ 1500-1900 RPM 340 HP [254 kW] @ 2100
MP8-455M	455 HP [339 kW] @ 1500-1900 RPM 420 HP [313 kW] @ 2100
MP8-485M	485 HP [362 kW] @ 1500-1900 RPM 455 HP [339 kW] @ 2100


**A SALES ENGINEERING PUBLICATION**

The information in this brochure was accurate as known as of the date of the publication. Illustrations may not be representative of current product. Mack Trucks, Inc. reserves the right to make changes in specifications, equipment or design, or to discontinue models or options without notice at any time.



## CHASSIS SPECIFICATIONS SUMMARY

March 01, 2011

### 2012 MACK MRU613

REFUSE, FRONT LOADER On/Off Hwy  
STRAIGHT TRUCK WITHOUT TRAILER

Engine	MACK MP7-325M 325HP	Transmission	4500-RDS-6
		Clutch	OMIT CLUTCH
Front Axle	20,000# FXL20	Rear Axle	46,000# S462 Ratio 5.31
Suspension	20,000#	Suspension	46,000# SS462
Tires	Front: 425/65R22.5 Rear: 11R22.5	Wheels	22.5x12.25 STEEL DISC (10-HOLE) 22.5x8.25 STEEL DISC (10 HOLE)
Ratings	GVW: 66,000#	Fuel Tanks	RH: 80gal
Fifth Wheel		Sleeper	

### PRICING SUMMARY

	<b>List Price</b>
<b>CHASSIS BASE</b>	<b>\$169,479.00</b>
Factory Options	\$40,330.00
Freight	\$1,850.00
Less Additional Factory Rebate	
Sales Allowances	
<b>TOTAL FACTORY</b>	<b>\$211,659.00</b>
Locally Installed Options	\$0.00
Bulldog Protection Plans	\$0.00
<b>TOTAL FACTORY &amp; LOCAL</b>	<b>\$211,659.00</b>
Less Customer Discount from List	\$89,923.88
<b>SELLING PRICE (Excluding Taxes/Fees/Trade)</b>	<b>\$121,735.12</b>
Less Trade Allowances per New Vehicle	\$0.00
<b>QUOTED PRICE OR TRADE DIFFERENCE</b>	<b>\$121,735.12</b>
Model Year/Technology Surcharge	\$0.00
User Enter Total Fee	
Net FRET or Canadian GST Taxes	\$0.00
Tire Tax Credit (Municipal Only)	(\$235.12)
Sales/Usage Taxes	\$0.00
License/Title/Etc.	
Misc Fees not subject to FRET	
<b>ACQUISITION COST (Include Trade if applies)</b>	<b>\$121,500.00</b>
Less Down Payment	
<b>BALANCE DUE Per Unit</b>	<b>\$121,500.00</b>
<b>PRICE (Total Order)</b>	<b>\$121,500.00</b>
<b>BALANCE DUE (Total Order)</b>	<b>\$121,500.00</b>

Total Quantity: 1

Estimated Total Weight: 19,074#

Reference#: ACSJ054012A

x \_\_\_\_\_  
Prepared For: Customer Signature Date  
CITY OF TALLAHASSEE

Presented By: \_\_\_\_\_  
Chris Adkison  
MACK TRUCKS, INC.

Dealer Signature Date

2-1-11

Phone: --  
Fax: --

Allentown, Pennsylvania 18105  
(800) TNT-MACK

**Prepared For:**

CITY OF TALLAHASSEE

**Presented By:**

MACK TRUCKS, INC.  
2100 MACK BOULEVARD  
Allentown, Pennsylvania 18105  
(800) TNT-MACK

Page 1

Mar 1, 2011  
2012 MRU613  
Reff: ACSJ054012A

**Description****List Price****ORDER/CUSTOMER/VEHICLE INFORMATION**

INITIAL REGISTRATION LOCATION, UNITED STATES, FLORIDA

IDLE EMISSION CERTIFICATION, IDLE EMISSION CERTIFICATION - CARB 08

TYPE OF SERVICE, MUNICIPAL

VEHICLE APPLICATION CLASS, HEAVY VOCATIONAL - Unlimited operation on concrete, asphalt, or  
maintained gravel/packed dirt with a maximum 3% grade; limited operation on unmaintained surfaces with  
maximum 5% grade; limited operation on concrete, asphalt, or maintained gravel/packed dirt with maximum  
10% grade. (3 AXLES) 78,000 lbs (35,281 kg) MAX GVW. (4 AXLES) 80,000 lbs (36,288 kg) MAX GVW.

CARRIER APPLICATION, WITH CRD150-151, Unlimited miles on 3% grade maintained gravel/packed dirt or  
paved, Max 15% miles on 10% grade maintained gravel/packed dirt or paved, Max 10% miles on 5%  
unmaintained, maintained gravel, packed dirt, or paved. 90000# (41000 kg) MAX GCW. (Carrier Code  
USA-V1)

VEHICLE TYPE, STRAIGHT TRUCK WITHOUT TRAILER

VEHICLE USE AND BODY/TRAILER TYPE, REFUSE, FRONT LOADER On/Off Hwy

PRICE BOOK LEVEL, 2012A PRICE BOOK LEVEL

PRODUCT TYPE, PRODUCT TYPE - OM64R

PRODUCT CLASS, PRODUCT CLASS 29

BACK OFFICE PROCESS, BACK OFFICE PROCESS

**S/WHEELBASE/PLATFORM**

CHASSIS (BASE MODEL), MRU603 6-WHEEL TRUCK

\$169,479.00

FRAME RAILS, 13.25" x 3.25" x .3125" (337 x 83 x 8mm ) STEEL Combined rating w/inside channel  
reinforcement Section Modulus 26.06 cu in/RBM 3,127,200 in lbs per rail.

WHEELBASE, 210" (5334 mm) WB 207" CA (5258 mm)

PLATFORM, 273" LP (6934 mm) 66" AF (1676 mm) USED WITH 210" WB

FRAME REINFORCEMENT - INSIDE, 1/4" STEEL CHANNEL

**ENGINE/TRANSMISSION/CLUTCH**

ENGINE, MACK MP7-325M 325 HP @1500-1900 RPM (PEAK) 1200 LB FT. MAX TORQUE @ 1100-1300  
RPM

TRANSMISSION, 6 SPEED AUTOMATIC, ALLISON 4500-RDS-6 (4.70/0.67) RUGGED DUTY SERIES GEN  
4 INCLUDES DIRECT MOUNT OIL COOLER, INTERNAL FILTER, AND OIL LEVEL SENSOR.

\$23,132.00

CLUTCH, OMIT CLUTCH

**EXHAUST/EMISSIONS**

DIESEL PARTICULATE FILTER, DIESEL PARTICULATE FILTER VERTICAL LH SIDE BACK OF CAB  
W/SCR VERT RH SIDE BOC

EXHAUST AFTER-TREATMENT SYSTEM, EXHAUST AFTER-TREATMENT SYSTEM DIESEL PARTIC  
FILTER CERAMIC ACTIVE REGEN

DPF REGENERATION CONTROL, AUTO IN MOTION, MAN. STATIONARY MAN. INHIBIT

DPF SMART SWITCH, LOCKING INHIBIT DPF REGENERATION SWITCH

EXHAUST, DPF, OUTBOARD, SINGLE (R/S) VERTICAL STRAIGHT EXHAUST STACK PLAIN END, SIDE  
OUTLET DIFFUSER

**ENGINE EQUIPMENT**

Description	List Price
AIR COMPRESSOR, MERITOR/WABCO 636 (37.4 CFM)	
PRE-CLEANER (DRY TYPE CLEANER)	
ALTERNATOR, DELCO 12V 160A (24SI)	\$97.00
BATTERIES, (3) MACK 12V 650/1950 CCA THREADED STUD TYPE TO -34 DEGREES F (-37 DEGREES C)	
MACK COOLANT CONDITIONER	
ENGINE BRAKE, W/O ENGINE BRAKE	(\$361.00)
FAN DRIVE, BEHR FAN AND ELECTRONIC MODULATING FAN DRIVE	
FLYWHEEL HOUSING, ALUMINUM	
FUEL-WATER SEPARATOR, MACK W/MANUAL DRAIN VALVE (INTEGRAL W/PRIMARY FUEL FILTER)	
HOSES - RADIATOR/HEATER, SILICONE W/SPRING LOADED CLAMPS FOR BOTH RADIATOR AND HEATER HOSE	\$28.00
OIL PAN HEATER, W/O OIL PAN HEATER	
STARTER, 12 VOLT GEAR REDUCTION STARTER	
ELECTRONIC STARTER INTERLOCK	
TETHER DEVICE, FURNISH FOR RADIATOR, OIL, POWER STEERING, TRANS FILL CAP AND DIPSTICK W/CHAIN	\$40.00
<b>CLUTCH/TRANS EQUIPMENT/DRIVELINES</b>	
CLUTCH PEDAL, W/O CLUTCH PEDAL	
TRANSMISSION BELL HOUSING, ALUMINUM	
FURNISH FOR ALLISON TRANSMISSION W/DIRECT MOUNT COOLER	\$37.00
SYNTHETIC LUBRICANT - TRANSMISSION, TRANSYND SYNTHETIC LUBE FOR ALLISON TRANS	\$628.00
VOCATIONAL PACKAGE - ALLISON, ALLISON VOCATIONAL PKG. #104115 RUGGED DUTY SERIES (RDS)	
DRIVELINE - MAIN, SPICER 1760 W/COATED SPLINES	\$36.00
DRIVELINE - INTERAXLE, SPICER 1710 HD W/COATED SPLINES	
<b>CAB (A thru G)</b>	
AIR CONDITIONING, OMIT AIR CONDITIONER	
CAB, CA531 LOW-PROFILE COE (WELDED STEEL GALVANIZED SHELL) INCLUDES MACK RUST PREVENTATIVE PROCEDURES	
CAB LIFT/TILT, RELOCATE PUMP HANDLE TO REAR SILL OF CAB BELOW WINDOW	\$21.00
CERTIFIED WEIGHT	
W/DAYTIME RUNNING LIGHTS MANUAL SW W/ENG RUNNING	\$70.00
MC DOOR ON LH SIDE (ROLL-UP WINDOW)	\$94.00
ENGINE SHUTOFF, KEY TYPE	
FENDERS, POLYUREA FOR CHASSIS AND CAB SECTIONS	
GAUGE, EXHAUST PYROMETER	\$122.00
GAUGE, ELECTRICAL	\$61.00
GAUGES, ENGLISH DISPLAY	
GAUGE, SPEEDOMETER W/TRIP ODOMETER (ELECTRONIC 1% ACCURACY)	
GAUGE, TACHOMETER	
TRANSMISSION GAUGE AND TRANS. OIL HIGH TEMPERATURE LIGHT	
GEAR SHIFT, NEUTRAL TO RANGE INHIBIT	

Description	List Price
GLASS - CAB WINDOW, SAFETY TINTED WINDSHIELD SIDE AND REAR WINDOWS	
FURNISH ADDITIONAL GRAB HANDLE ON DASH ON RIDER'S SIDE	\$31.00
GRILLE, STANDARD FINISH	
<b>CAB (H thru R)</b>	
HORN - AIR, (1) TWIN TRUMPET (MOUNTED UNDER CAB)	
HORN - ELECTRIC, DUAL TONE	\$7.00
CHASSIS KEYED AT RANDOM - 2 KEYS	
MIRRORS - EXTERIOR, WEST COAST, RH & LH BRIGHT FINISH MACK BULLDOG HEATED	\$177.00
W/STAINLESS STEEL ARMS AND BRACKETS	
MIRRORS - CONVEX TYPE, BRIGHT FINISH, LH & RH 8.0" DIA. MOUNTED BELOW LOWER ARM OF	\$36.00
WEST COAST MIRROR	
MIRRORS - PROXIMITY, RECT CONVEX ABOVE RH DOOR WINDOW	\$40.00
FORWARD OVERHEAD STORAGE, (2) RADIO SHELF, DRIVER SIDE	
AM/FM STEREO CD W/WEATHERBAND	
RADIO ANTENNA, CH STYLE COWL MOUNTED ON LH SIDE	
RADIO SHUTOFF, AUTO SHUTOFF FOR RADIO ENTERTAINMENT SYSTEM WHEN VEHICLE IS	\$79.00
ENGAGED IN REVERSE	
<b>CAB (S thru Z)</b>	
SEAT - DRIVER, BOSTROM TALLADEGA 905 (HI-BACK) AIR SUSPENSION	\$26.00
SEAT - RIDER, MACK FIXED (HI-BACK) NON-SUSPENSION	\$18.00
SEAT COVERING, CLOTH	\$138.00
SEAT BELTS, LAP AND SHOULDER W/LOCKING SEAT BELT RETRACTORS & "KOMFORT LATCH" FOR	
DRIVER AND RIDER SEATS	
DRIVER'S AND RIDER'S SEAT	
STEERING WHEEL, TWO SPOKE URETHANE GRIP PAINTED SPOKES & BULLDOG HORN CAP	
TURN SIGNAL SWITCH, MANUAL CANCELING SWITCH	
WINDSHIELD PROTECTOR, FURNISH	\$298.00
WINDSHIELD WIPERS, 2 SPEED ELECTRIC MOTOR W/INTERMITTENT FEATURE	
<b>FRAME EQUIPMENT/FUEL TANKS</b>	
BUMPER - FRONT, SWEEP BACK STEEL CHANNEL TYPE EXTENDED 63"/1600 mm BBC W/CENTER	
TOW PIN (92.62" x 11.25")	
CROSSMEMBERS, STEEL 1/2" PL BOLTED BOC & INTERMDT 1/8" BELOW TOP OF RAIL,	
CROSSMEMBER (BEHIND REAR AXLE), W/O OPTIONAL CROSSMEMBERS BEHIND REAR AXLE/BOGIE	
10" FRONT FRAME EXTENSION FOR REFUSE SERVICE	\$414.00
SKID PLATE UNDER BUMPER AND RADIATOR	\$351.00
TOWING DEVICE - FRONT, TOW PIN	
TOWING DEVICE - REAR, HOOKS (FRAME MOUNTED)	\$37.00
FUEL TANK - RH, 80 GALLON (300 L) ALUMINUM, 26"x24" RECTANGULAR	\$309.00
6.6 GALLON (25 L) 22" DIAMETER TANK RIGHT SIDE MTD	
FUEL LINES, AEROQUIP FIRE RESISTANT HOSE	\$21.00
FOR RH FUEL TANK, INCLUDES SUMP	
LOCATE FUEL TANK, LOCATE RH TANK AS FAR FORWARD AS POSSIBLE, 5" BELOW TOP OF RAIL	
<b>FRONT AXLE/EQUIPMENT/TIRES</b>	



Description	List Price
FRONT AXLES, 20000# (9072kg) MACK FXL20 WIDE PIVOT CENTER	\$2,674.00
TIRES BRAND/TYPE - FRONT, GOODYEAR - TUBELESS RADIAL PLY, (2) 425/65R22.5 20 L G296MSA (ALL POSITION)	\$1,066.00
WHEELS - FRONT, STEEL DISC (10-HOLE) (2) 22.5x12.25 ACCURIDE 10-HOLE HUB PILOTED (11 1/4"/286mm BC)	\$610.00
WHEELS - POLISHED (FRONT), W/O FRONT DISC WHEEL BRIGHT FINISH	
HUBS - FRONT, FERROUS	
BRAKES - FRONT, BENDIX ES165-06D, 16.5" x 6" CAST SPIDER	\$84.00
BRAKE DRUMS - FRONT, CAST OUTBOARD MOUNTED	
BRAKE LINING, BENDIX ES-1100/600 BRAKE LINING	
DUST SHIELDS - FRONT BRAKE, FURNISH	\$30.00
SHOCK ABSORBERS, FRONT	\$177.00
SLACK ADJUSTERS - FRONT, GUNITE 2000 - AUTOMATIC	
SPRINGS - FRONT, MACK MULTILEAF HD 20000# (9072kg) GROUND LOAD RATING	\$54.00
STATIC LOAD CUSHIONS	\$253.00
STEERING, XD120 SHEPPARD STEERING GEAR (RATIO 23:1)	\$584.00
WHEEL LUGWRENCH (INCLUDES HANDLE)	\$81.00
<b>REAR AXLE/EQUIPMENT/TIRES/RATIOS</b>	
REAR AXLE/SUSPENSION, 46000# (20866kg) MACK S462 CAST DUCTILE IRON HOUSING, SS462 MACK MULTILEAF (CAMELBACK) 46000#	\$4,150.00
TIRES BRAND/TYPE - REAR, GOODYEAR - TUBELESS RADIAL PLY, (8) 11R22.5 16 H G287 MSA (ALL POS)	\$1,632.00
CARRIER/RATIO - REAR AXLE, CRDP150/151, 5.31 RATIO	
WHEELS - REAR, STEEL DISC (10 HOLE) (8) 22.5x8.25 (210 mm) ACCURIDE 10-HOLE HUB PILOTED (TWO HAND HOLE) - HEAVY DUTY	\$495.00
HUBS - REAR, FERROUS	
BRAKES - REAR, BENDIX ES165-08D, 16.5x8.0 CAST SPIDER	\$379.00
BRAKE DRUMS - REAR, CAST OUTBOARD MOUNTED	
BRAKE LINING, BENDIX ES1100/800	
DUST SHIELDS - REAR BRAKE, FURNISH	\$55.00
OIL SEALS, STEMCO (VOYAGER)	
RAISED REAR BRAKE CHAMBERS (REAR REAR AXLE ONLY)	
SLACK ADJUSTERS - REAR, GUNITE 2000 - AUTOMATIC	
SPRINGS, ANTI-SWAY	
SPRING BRAKE CHAMBERS - VENDOR, MGM MODEL TR-T (TAMPER RESISTANT)	
SPRING BRAKE CHAMBERS, TYPE 30/30 REAR	
TRANSVERSE TORQUE ROD (REAR AXLE ONLY)	
BRONZE TRUNNION BUSHING	
<b>AIR/BRAKE</b>	
AIR LINES - BODYBUILDER, BODYBUILDER AIR LINES (SEVEN 1/4" AIR LINES FOR USE W/PNEUMATIC JOYSTICKS)	\$259.00
AIR CONTROL VALVES - VENDOR, BENDIX SWITCHES AND VALVES WHERE POSSIBLE	
AIR DRYER, MERITOR/WABCO HEATED AIR DRYER, 1800 W/COALESCING OIL FILTER	

Description	List Price
ANTI-LOCK BRAKE SYSTEM, BENDIX ABS	
AUTOMATIC DRAIN VALVE, BENDIX (NON-HEATED) DRAIN VALVE (1) ON SUPPLY (WET) TANK	\$49.00
MANUAL DRAIN VALVE LANYARD, CONTROL ON ALL TANKS WITH MANUAL DRAIN VALVES	\$27.00
<b>ELECTRICAL</b>	
BACK-UP ALARM, PRECO, MODEL 1059	\$176.00
BATTERY BOX(ES), STEEL BASE	
BATTERY BOX COVERS, STEEL, LOCKABLE	\$42.00
BATTERY BOX - MOUNTING, SINGLE BOX 3 BATTERY MAX. PERP TO FRAME 11" FROM NTOF	
FLAMING RIVER BIG SWITCH WIRED ON POSITIVE SIDE	\$164.00
BATTERY SWITCH WARNING LIGHT, FURNISH ON OR NEAR BATTERY BOX (LIGHT ON IN RUN POSITION)	\$48.00
COMPUTER AND 2-WAY RADIO DEDICATED CIRCUIT	
ELECTRIC CIRCUIT PROTECTION PACKAGE, 12 VOLT W/CIRCUIT BREAKERS (HEADLAMP CIRCUIT: SAE TYPE I; ALL OTHER CIRCUITS SAE TYPE II) NEGATIVE GROUND SYSTEM	
WATERPROOF ELECTRICAL CONNECTIONS SPRAYED W/PROTECTIVE COATING	
CONTROL LINK II REFUSE BODYBUILDER ELECTRICAL CONNECTION SYSTEM	
CONSOLE INCLUDED WITH CONTROL LINK II	
JUMP START CONNECTIONS, KALAS TERMINALS	\$166.00
HEADLIGHTS, (2) SINGLE ROUND HALOGEN LAMPS	
REAR LIGHTING, BRAKE LIGHTS TO COME ON WHEN SPRING BRAKES ARE APPLIED AND KEY IN RUN POSITION	\$27.00
SIGNAL FLASHER TYPE, TRANSISTORIZED TURN SIGNAL, ACD TRITON	
PROVISION FOR LOCAL INSTALLATION OF STROBE LIGHTS	\$31.00
<b>PAINT</b>	
PAINT - CAB EXTERIOR, SINGLE COLOR, MACK WHITE (HIGH GLOSS)	
PAINT - CAB, URETHANE CLEAR COAT	\$229.00
PAINT - CAB INTERIOR, SAME COLOR AS CAB EXTERIOR COLOR	
PAINT - CHASSIS RUNNING GEAR, MACK BLACK (URETHANE)	
PAINT - BUMPER, SAME AS CHASSIS RUNNING GEAR	
PAINT - FRONT SPOKE WHEELS, WITHOUT OPTIONAL SPOKE WHEEL PAINT	
WITHOUT OPTIONAL SPOKE WHEEL PAINT	
FRONT WHEELS PRE-FINISHED WHITE	
REAR WHEELS PRE-FINISHED WHITE	
<b>PAINT PROCESS CODES</b>	
SAME COLOR AS CHASSIS RUNNING GEAR (5ZB-A1X)	
CHASSIS RUNNING GEAR - STD COLOR (MACK BLACK) (6AB-Z1X)	
W/O PAINT FOR FUEL TANK (7HB-Z1X)	
W/O CUSTOM PAINT FOR HUB&DRUM/SPOKES (5YB-Z1X)	
W/O CUSTOM PAINTED FRONT/REAR RIM/WHEEL (6BB-Z1X)	
<b>PTO/SPECIALTY/ADDITIONAL EQUIPMENT</b>	
PTO - CRANKSHAFT ADAPTER, 1350 SERIES FLANGE FOR FRONT END MIXER OR REFUSE PTO	\$801.00
DRIVE (DOES NOT INCLUDE FRONT FRAME EXTENSION)	
PTO - REAR ENGINE (REPTO), WITHOUT REAR ENGINE POWER TAKE OFF	

## Description

## List Price

TORQUE CONVERTER TC541

MAC IV PROGRAMMABLE PARAMETERS

CRUISE CONTROL SETTINGS WITH ALLISON TRANS

CRUISE CONTROL MAX SET SPEED (MPH) 65 mph

CRUISE CONTROL MIN SET SPEED (MPH) 20 mph

CRUISE CONTROL AUTORESUME W/CLUTCH Omit

CRUISE'N BRAKE ENGAGEMENT DELAY (MPH) 0 mph

DATAMAX SETTING FOR USE WITH INSTRUMENT CLUSTER DISPLAY (C0J002)

ENGINE OVERSPEED COMPANY LIMIT (RPM) 2200 rpm

FUELED ENGINE OVERSPEED COMPANY LIMIT (RPM) 2100 rpm

VEHICLE OVERSPEED COMPANY LIMIT (MPH) 75 mph

FUELED VEHICLE OVERSPEED COMPANY LIMIT (MPH) 70 mph

IDLE LOGGING DELAY (MIN) 2

PERIODIC TRIP TYPE Monthly Trip Summary

PERIODIC TRIP HOUR OF DAY 0 (disable)

PERIODIC TRIP DAY OF WEEK 0 (disable)

PERIODIC TRIP DAY OF MONTH 1

EHT MAX ENGINE SET SPEED (RPM)

2100 rpm

EHT MIN ENGINE SET SPEED (RPM) 700 rpm

EHT VEHICLE SPEED RANGE LIMIT (MPH) 10 mph

EHT RAMP RATE (RPM/Sec)

EHT SINGLE SPEED CONTROL ACTIVATION Omit

EHT SINGLE SPEED CONTROL SET SPEED (RPM) 0000 rpm

EHT JUMP-TO-MIN SET SPEED Omit

ENGINE PROTECTION - OIL PRESSURE SHUTDOWN Furnish

ENGINE PROTECTION - COOLANT LEVEL SHUTDOWN Omit

ENGINE PROTECTION - COOLANT TEMP SHUTDOWN Furnish

ENGINE PROTECTION - ENGINE OIL TEMP SHUTDOWN Furnish

ENGINE PROTECTION TRANS OIL TEMP SHUTDOWN Furnish

GOVERNOR SETTINGS FOR USE WITH AUTOMATIC TRANSMISSIONS

GOVERNOR TYPE Min-Max Governor

ENGINE HIGH IDLE SPEED IN UPPER GEARS 0000

ENGINE LOW IDLE SET SPEED (RPM) 650 rpm

DRIVER LOW IDLE ADJUST FEATURE ACTIVATION Omit

SMART IDLE FEATURE ACTIVATION Omit

SMART IDLE ELEVATED IDLE RPM TIME (MINS) 10

IDLE COOLDOWN FEATURE ACTIVATION Omit

IDLE SHUTDOWN FEATURE ACTIVATION Omit

IDLE SHUTDOWN TIME (MINS) 10

IDLE SHUTDOWN WARNING TIME (SECS) 30

IDLE SHUTDOWN WARM-UP TEMPERATURE (DEG F) 100

IDLE SHUTDOWN WARM-UP TIMER (MINS) 5

## Description

## List Price

IDLE S/D OVERRIDE W/EHT Omit  
IDLE S/D OVERRIDE W/PTO Furnish  
IDLE S/D OVERRIDE W/ENGINE LOAD Furnish  
MAINTENANCE MONITOR FEATURE ACTIVATION Furnish  
MAINTENANCE MONITOR OEM DEFAULT INTERVALS MP Vocational  
MAINTENANCE DUE WARNING PERCENT 90  
PTO 1 MAX ENGINE SET SPEED (RPM) 2100 rpm  
PTO 1 MIN ENGINE SET SPEED (RPM) 600 rpm  
PTO 1 VEHICLE SPEED RANGE LIMIT (MPH) 10 mph  
PTO 1 RAMP RATE (RPM/Sec) 100  
PTO 1 SINGLE SPEED CONTROL ACTIVATION Omit  
PTO 1 SINGLE SPEED CONTROL SET SPEED (RPM) 1000 rpm  
PTO 1 SINGLE SPEED CONTROL AUTOSET Omit  
PTO 1 JUMP-TO-MIN SET SPEED Omit  
PTO 1 VEHICLE LIMITING SPEED (MPH)  
PTO 2 MAX ENGINE SET SPEED (RPM) 2100 rpm  
PTO 2 MIN ENGINE SET SPEED (RPM) 600 rpm  
PTO 2 VEHICLE SPEED RANGE LIMIT (MPH) 10 mph  
PTO 2 RAMP RATE (RPM/Sec) 100  
PTO 2 SINGLE SPEED CONTROL ACTIVATION Omit  
PTO 2 SINGLE SPEED CONTROL SET SPEED (RPM) 1000 rpm  
PTO 2 SINGLE SPEED CONTROL AUTOSET Omit  
PTO 2 JUMP-TO-MIN SET SPEED Omit  
PTO 2 VEHICLE LIMITING SPEED (MPH)  
SPEED SENSOR TAMPER DETECTION SYSTEM ACTIVATION Furnish  
SPEED SENSOR TAMPER DETECTION TORQUE LIMIT (%) 50  
CUSTOMER VEHICLE LIMITING SPEED (MPH) 65 mph  
LGVLS FEATURE ACTIVATION Omit  
LOWER GEAR VEHICLE LIMITING SPEED (MPH) 00 mph

## DEALER INFORMATION

ENGINE WARRANTY, 2YR/250,000 MILES ENGINE WARRANTY US10  
MANUALS, PEDIGREED PROTECTION PLAN TECH. SERVICE MANUAL PROVIDED  
PILOT INSPECTION, WITHOUT PILOT INSPECTION  
INSERVICE, DOT, WASH, FUEL, WARRANTY, SERVICE PLAN, BODY PLAN, INSTALL RADIO'S, MUD  
FLAPS, DELIVERY FROM  
STANDARD SHIPPING INSTRUCTIONS

\$1,850.00